

SmartLetLoose/ONE



EN 12094-1

Extinguishant control board

0051
0051-CPR-244
0051-CPR-121
0051-CPR-147

This board must be housed inside the casing of either a SmartLight or SmartLine control panel manufactured by INIM Electronics.

For information regarding the configuration of the board and the board details, refer to the instructions manual of the fire alarm panel concerned.

The following are respectively certifications of SmartLight, SmartLine020 and SmartLine036 control panels equipped with the SmartLetLoose/ONE board

CE mark

0051	0051	0051																																																																		
INIM ELECTRONICS S.R.L. Via Fosso Antico snc - Fraz. Centobuchi 63076 Montepandone (AP) - Italy 09 0051-CPR-0244	INIM ELECTRONICS S.R.L. Via Fosso Antico snc - Fraz. Centobuchi 63076 Montepandone (AP) - Italy 07 0051-CPR-0121	INIM ELECTRONICS S.R.L. Via Fosso Antico snc - Fraz. Centobuchi 63076 Montepandone (AP) - Italy 08 0051-CPR-0147																																																																		
EN 12094-1:2003	EN 12094-1:2003	EN 12094-1:2003																																																																		
SmartLetLoose/ONE installed into control and indicating equipment SmartLight/G and SmartLight/S	SmartLetLoose/ONE installed into control and indicating equipment SmartLine020-2 and SmartLine020-4	SmartLetLoose/ONE installed into control and indicating equipment SmartLine036-4																																																																		
Electrical and automatic control and delay device for gas extinguishing systems installed in buildings and part of a complete system	Electrical and automatic control and delay device for gas extinguishing systems installed in buildings and part of a complete system	Electrical and automatic control and delay device for gas extinguishing systems installed in buildings and part of a complete system																																																																		
Environmental class: A Degree of protection: IP30 1 flooding zone CO ₂ , inert gas, halogenated hydrocarbons Response delay activation condition: Response delay triggering of outputs: max 3s max 1s	Environmental class: A Degree of protection: IP30 1 flooding zone CO ₂ , inert gas, halogenated hydrocarbons Response delay activation condition: Response delay triggering of outputs: max 3s max 1s	Environmental class: A Degree of protection: IP30 1 flooding zone CO ₂ , inert gas, halogenated hydrocarbons Response delay activation condition: Response delay triggering of outputs: max 3s max 1s																																																																		
<table border="1"> <thead> <tr> <th>Essential characteristics</th> <th>Performance</th> </tr> </thead> <tbody> <tr> <td>Response delay (response time)</td> <td>PASS</td> </tr> <tr> <td>Operational reliability</td> <td>PASS</td> </tr> <tr> <td>Performance under fire condition</td> <td>PASS</td> </tr> <tr> <td>Durability</td> <td>PASS</td> </tr> <tr> <td>Options provided</td> <td>Performance</td> </tr> <tr> <td>4.17 Delay of extinguishing signal</td> <td>PASS</td> </tr> <tr> <td>4.18 Signal representing the flow of extinguishing agent</td> <td>PASS</td> </tr> <tr> <td>4.19 Monitoring of the status of components</td> <td>PASS</td> </tr> <tr> <td>4.20 Emergency hold device</td> <td>PASS</td> </tr> <tr> <td>4.21 Control of flooding time</td> <td>PASS</td> </tr> </tbody> </table>	Essential characteristics	Performance	Response delay (response time)	PASS	Operational reliability	PASS	Performance under fire condition	PASS	Durability	PASS	Options provided	Performance	4.17 Delay of extinguishing signal	PASS	4.18 Signal representing the flow of extinguishing agent	PASS	4.19 Monitoring of the status of components	PASS	4.20 Emergency hold device	PASS	4.21 Control of flooding time	PASS	<table border="1"> <thead> <tr> <th>Essential characteristics</th> <th>Performance</th> </tr> </thead> <tbody> <tr> <td>Response delay (response time)</td> <td>PASS</td> </tr> <tr> <td>Operational reliability</td> <td>PASS</td> </tr> <tr> <td>Performance under fire condition</td> <td>PASS</td> </tr> <tr> <td>Durability</td> <td>PASS</td> </tr> <tr> <td>Options provided</td> <td>Performance</td> </tr> <tr> <td>4.17 Delay of extinguishing signal</td> <td>PASS</td> </tr> <tr> <td>4.18 Signal representing the flow of extinguishing agent</td> <td>PASS</td> </tr> <tr> <td>4.19 Monitoring of the status of components</td> <td>PASS</td> </tr> <tr> <td>4.20 Emergency hold device</td> <td>PASS</td> </tr> <tr> <td>4.21 Control of flooding time</td> <td>PASS</td> </tr> </tbody> </table>	Essential characteristics	Performance	Response delay (response time)	PASS	Operational reliability	PASS	Performance under fire condition	PASS	Durability	PASS	Options provided	Performance	4.17 Delay of extinguishing signal	PASS	4.18 Signal representing the flow of extinguishing agent	PASS	4.19 Monitoring of the status of components	PASS	4.20 Emergency hold device	PASS	4.21 Control of flooding time	PASS	<table border="1"> <thead> <tr> <th>Essential characteristics</th> <th>Performance</th> </tr> </thead> <tbody> <tr> <td>Response delay (response time)</td> <td>PASS</td> </tr> <tr> <td>Operational reliability</td> <td>PASS</td> </tr> <tr> <td>Performance under fire condition</td> <td>PASS</td> </tr> <tr> <td>Durability</td> <td>PASS</td> </tr> <tr> <td>Options provided</td> <td>Performance</td> </tr> <tr> <td>4.17 Delay of extinguishing signal</td> <td>PASS</td> </tr> <tr> <td>4.18 Signal representing the flow of extinguishing agent</td> <td>PASS</td> </tr> <tr> <td>4.19 Monitoring of the status of components</td> <td>PASS</td> </tr> <tr> <td>4.20 Emergency hold device</td> <td>PASS</td> </tr> <tr> <td>4.21 Control of flooding time</td> <td>PASS</td> </tr> </tbody> </table>	Essential characteristics	Performance	Response delay (response time)	PASS	Operational reliability	PASS	Performance under fire condition	PASS	Durability	PASS	Options provided	Performance	4.17 Delay of extinguishing signal	PASS	4.18 Signal representing the flow of extinguishing agent	PASS	4.19 Monitoring of the status of components	PASS	4.20 Emergency hold device	PASS	4.21 Control of flooding time	PASS
Essential characteristics	Performance																																																																			
Response delay (response time)	PASS																																																																			
Operational reliability	PASS																																																																			
Performance under fire condition	PASS																																																																			
Durability	PASS																																																																			
Options provided	Performance																																																																			
4.17 Delay of extinguishing signal	PASS																																																																			
4.18 Signal representing the flow of extinguishing agent	PASS																																																																			
4.19 Monitoring of the status of components	PASS																																																																			
4.20 Emergency hold device	PASS																																																																			
4.21 Control of flooding time	PASS																																																																			
Essential characteristics	Performance																																																																			
Response delay (response time)	PASS																																																																			
Operational reliability	PASS																																																																			
Performance under fire condition	PASS																																																																			
Durability	PASS																																																																			
Options provided	Performance																																																																			
4.17 Delay of extinguishing signal	PASS																																																																			
4.18 Signal representing the flow of extinguishing agent	PASS																																																																			
4.19 Monitoring of the status of components	PASS																																																																			
4.20 Emergency hold device	PASS																																																																			
4.21 Control of flooding time	PASS																																																																			
Essential characteristics	Performance																																																																			
Response delay (response time)	PASS																																																																			
Operational reliability	PASS																																																																			
Performance under fire condition	PASS																																																																			
Durability	PASS																																																																			
Options provided	Performance																																																																			
4.17 Delay of extinguishing signal	PASS																																																																			
4.18 Signal representing the flow of extinguishing agent	PASS																																																																			
4.19 Monitoring of the status of components	PASS																																																																			
4.20 Emergency hold device	PASS																																																																			
4.21 Control of flooding time	PASS																																																																			

Declarations of performance, declarations of compliance and certificates relating to the products mentioned in this manual can be downloaded from the following website:

www.inim.biz/certifications

Box contents

The SmartLetLoose/ONE (IN015) comes in a cardboard box complete with a plastic bag containing:

- Dual entry strip-line connector for board-to-board connection
- Securing screws
- Resistors and EOL diodes

Label: board details

The SmartletLoose/ONE board comes with a details label which **MUST** be placed on the outside of the metal enclosure of the SmartLight/SmartLine control panel that houses the board, preferably near to the control panel label.

The following are respectively details labels for SmartLight and SmartLine control panels.

SmartLetLoose/ONE		SmartLetLoose/ONE	
 <small>inim</small> <small>ELECTRONICS</small> <small>MADE IN ITALY</small>		 <small>inim</small> <small>ELECTRONICS</small> <small>MADE IN ITALY</small>	
<small>Instalato in control di controllo e segnalazione / installé en control sur indicateur équipement / instalado en los equipos de control e de señalización / instalado en los equipos de control y señalización</small>		<small>Instalato in control di controllo e segnalazione / installé en control sur indicateur équipement / instalado en los equipos de control e de señalización / instalado en los equipos de control y señalización</small>	
<small>Classe ambientale / Environmental class Classe d'environnement / Classe ambiental</small>		<small>Classe ambientale / Environmental class Classe d'environnement / Classe ambiental</small>	
<small>Approvato / Approved / Approvè / Aprobado</small>		<small>Approvato / Approved / Approvè / Aprobado</small>	
<small>SmartLight/G SmartLight/S</small>		<small>SmartLine020-4 SmartLine020-2</small>	
<small>A</small>		<small>A</small>	
<small>EN12094-1</small>		<small>EN12094-1</small>	
<small>0051 0051-CPR-0244</small>		<small>0051 0051-CPR-0121</small>	
<small>LEDTINASLLOOSEBT</small>		<small>LEDTINASLLOOSEBT</small>	

Label for SmartLight control panel




SmartLetLoose/ONE		SmartLetLoose/ONE	
 <small>inim</small> <small>ELECTRONICS</small> <small>MADE IN ITALY</small>		 <small>inim</small> <small>ELECTRONICS</small> <small>MADE IN ITALY</small>	
<small>Instalato in control di controllo e segnalazione / installé en control sur indicateur équipement / instalado en los equipos de control e de señalización / instalado en los equipos de control y señalización</small>		<small>Instalato in control di controllo e segnalazione / installé en control sur indicateur équipement / instalado en los equipos de control e de señalización / instalado en los equipos de control y señalización</small>	
<small>Classe ambientale / Environmental class Classe d'environnement / Classe ambiental</small>		<small>Classe ambientale / Environmental class Classe d'environnement / Classe ambiental</small>	
<small>Approvato / Approved / Approvè / Aprobado</small>		<small>Approvato / Approved / Approvè / Aprobado</small>	
<small>SmartLight/G SmartLight/S</small>		<small>SmartLine020-4 SmartLine020-2</small>	
<small>A</small>		<small>A</small>	
<small>EN12094-1</small>		<small>EN12094-1</small>	
<small>0051 0051-CPR-0121</small>		<small>0051 0051-CPR-0147</small>	
<small>LEDTINASLLOOSEBT</small>		<small>LEDTINASLLOOSEBT</small>	

Label for SmartLine020 control panel

SmartLetLoose/ONE		SmartLetLoose/ONE	
 <small>inim</small> <small>ELECTRONICS</small> <small>MADE IN ITALY</small>		 <small>inim</small> <small>ELECTRONICS</small> <small>MADE IN ITALY</small>	
<small>Instalato in control di controllo e segnalazione / installé en control sur indicateur équipement / instalado en los equipos de control e de señalización / instalado en los equipos de control y señalización</small>		<small>Instalato in control di controllo e segnalazione / installé en control sur indicateur équipement / instalado en los equipos de control e de señalización / instalado en los equipos de control y señalización</small>	
<small>Classe ambientale / Environmental class Classe d'environnement / Classe ambiental</small>		<small>Classe ambientale / Environmental class Classe d'environnement / Classe ambiental</small>	
<small>Approvato / Approved / Approvè / Aprobado</small>		<small>Approvato / Approved / Approvè / Aprobado</small>	
<small>SmartLight/G SmartLight/S</small>		<small>SmartLine036-4 SmartLine036-4</small>	
<small>A</small>		<small>A</small>	
<small>EN12094-1</small>		<small>EN12094-1</small>	
<small>0051 0051-CPR-0147</small>		<small>0051 0051-CPR-0147</small>	
<small>LEDTINASLLOOSEBT</small>		<small>LEDTINASLLOOSEBT</small>	

Label for SmartLine036 control panel

Installation instructions



1. Unscrew the four securing screws and remove the metal frontplate.
2. Unscrew the four securing screws and remove plastic board support.
3. Move the SmartLight/SmartLine board into the position shown in figure.
4. Locate the extinguishant control board in its housing.
5. Using the screws provided, secure it in place.
6. Connect PINs J17 on the SmartLight board (PINs J13 on the SmartLine board) respectively to PINs J2 on the board.
7. Return the SmartLight/SmartLine board to its original position.
8. Replace the board support.

INIM ELECTRONICS S.R.L.
Via Fosso Antico snc - Fraz. Centobuchi
63076 Montepandone (AP) - Italy
Tel. +39 0735 70 50 07
Fax + 39 0735 70 49 12
www.inim.biz info@inim.biz

ISO 9001 Quality Management Certificate
issued by BSI with certificate number
FM530352

The information in this leaflet is subject to change without prior notice, and in no way constitutes a commitment on behalf of INIM Electronics.